

# FOREIGN AFFILIATES STATISTICS (FATS) INDONESIA

International Workshop on the Integrated Use of International Trade Statistics and Economic Statistics








Nov 2021




**Titi Kanti Lestari**

Director of Finance, IT, and Tourism Statistics  
BPS – Statistics Indonesia

# OUTLINE

-  **Background**
-  **Basic Principles**
-  **Data Collection**
-  **Findings**
-  **Issues And Challenges**





# Background



- ✓ **Globalization:** Global interaction affects foreign business activities and influence the Indonesian economy.
- ✓ **Current:** foreign affiliates is growing as a result of globalization
- ✓ **Competition:** between countries to attract foreign affiliates



## Objective

- ✓ Obtain a directory of foreign affiliates
- ✓ Provides data on foreign affiliates statistics.




## Advantage

- ✓ Understanding the impact of globalization on Indonesia economy.
- ✓ Having adequate data for trade negotiations.





# Basic Principles



**FATS** is statistics describing activity of foreign affiliates.



**FOREIGN AFFILIATE** refers to an enterprise in which a direct investor controls/owns more than 50% of voting power at each stage of the ownership chain.



**STATISTICAL UNITS** considered in FATS may be enterprises and establishments of enterprises.



**ATTRIBUTION OF VARIABLES BY COUNTRY:** inward FATS and outward FATS

- ✓ **Inward FATS** describes the activity of foreign affiliates in Indonesia.
- ✓ **Outward FATS** describes the activity of Indonesia's controlled affiliates operating abroad.





# GATS Mode of Supply



FATS are key to the compilation of statistics on the international supply of services through a commercial presence

Untuk Penyelenggara Pelatihan

- ✓ **MSITS 2002:** FATS refers to **F**oreign **A**ffiliates **T**rade in **S**ervices
- ✓ **MSITS 2010:** FATS refers to **F**oreign **A**ffilia**T**es **S**tatistics




Mode 1  
Cross Border  
Supply

Mode 2  
Consumption  
Abroad

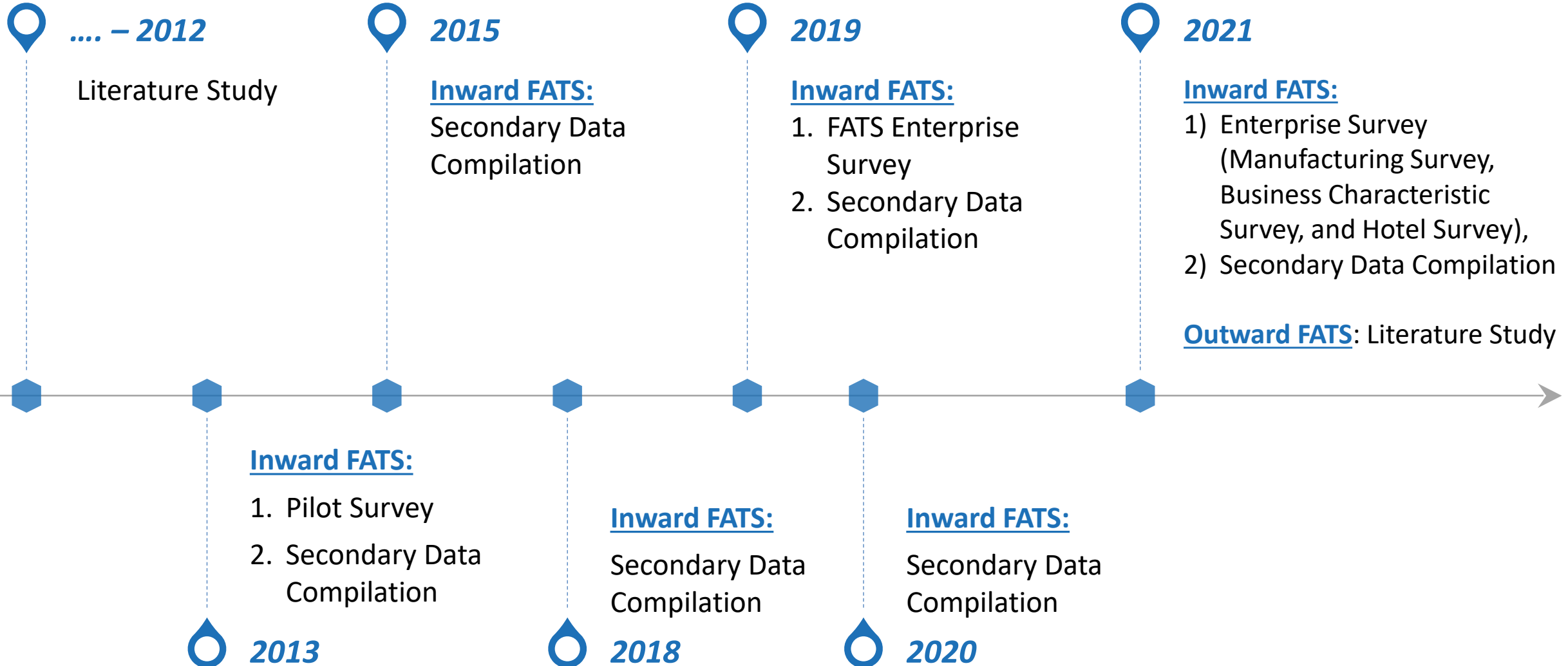
**Mode 3**  
**Commercial**  
**Presence**

Mode 4  
Presence of  
Natural Person





# Indonesia Experience: **FATS Data Collection**





# Indonesia Experience: **FATS Data Collection**

Year Activity	Objectives	Data Source	Key Variables*
2013	Inward FATS Pilot Study	1. Pilot Survey 2. Secondary data compilation	Output, Employment, Value Added, Export Import Goods and Services, Number of Enterprises
2015	Directory of Inward Foreign Affiliates	Secondary data compilation	Employment and Number of Enterprises
2018	Directory of Inward Foreign Affiliates	Secondary data compilation	Number of Enterprises
2019	Characteristics of Inward Foreign Affiliates	1. Survey FATS Enterprises 2. Secondary data compilation	Output, Employment, Value Added, Export Import Goods and Services, Number of Enterprises
2020	Inward FATS: statistics and directory of enterprises	Secondary data compilation	- Output, Employment, and Value Added <u>available only for Bank and Public Enterprises,</u> - Number of Enterprises
2021	1. Inward FATS: statistics and directory of enterprises 2. Study of outward FATS	1. Enterprise Survey (Incorporated in Manufacturing Survey, Business Characteristic Survey, and Hotel Survey) 2. Secondary data compilation	-

● ● ● ● ● \*Other variables collected in 2013, 2019, and 2020: assets, liabilities, equities, and employee compensation



# Inward FATS Enterprise Survey 2019 - 1

- 1 >> **Statistical Unit:** Enterprise
- 2 >> **Number of Sample:** 2000 enterprises
- 3 >> **Sampling Method:** Non probability Sampling
- 4 >> **Industrial Coverage:** All enterprises covered in Indonesian ISIC Rev.4 (KBLI 2015) except section O, T, U.
- 5 >> **Area Coverage:** Six provinces (18 districts/cities)
- 6 >> **Survey method:** paper based, self enumeration

## 7 >> **Sampling Frame:**

- ✓ List of business licenses 2013-2018
- ✓ Banking Directory 2018
- ✓ Economic Census 2016
- ✓ Directory of Mining and Energy 2018



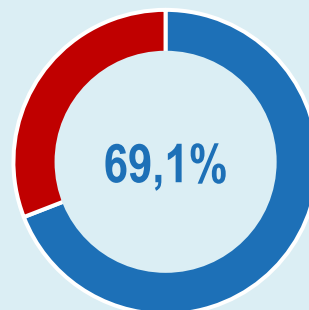




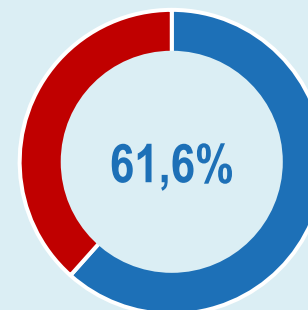
# Inward FATS Enterprise Survey 2019 - 2

Year	2018
Output (billion rupiahs)	637 312
Value Added (billion rupiahs)	259 027
Export Goods (billion rupiahs)	78 342
Import Goods (billion rupiahs)	76 282
Export Services (billion rupiahs)	3 679
Import Services (billion rupiahs)	4 883
Employment	337 326
Number of Enterprises	1 197

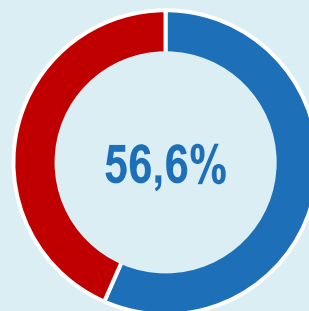
Among other industries, **Manufacturing, Wholesale, and Retail Trade** are the industries in which FATS enterprises dominated the most.



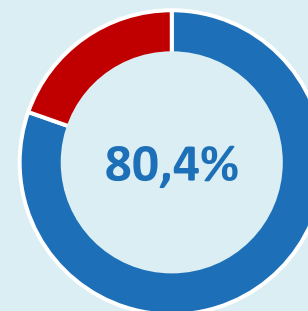
Number of Enterprises



Output/Sales



Value Added



Employment



# Inward FATS Data Compilation 2020 - 1

- 1 >> **Statistical Unit:** Enterprise
- 2 >> **Industrial Coverage:** All enterprises covered in Indonesian ISIC Rev.4 (KBLI 2015) except section O, T, U.
- 3 >> **Data Source:**
  - ✓ List of business licenses 2019-2020
  - ✓ Banking Directory 2019
  - ✓ Listed Companies 2019
  - ✓ Directory of Inward FATS Enterprises 2019

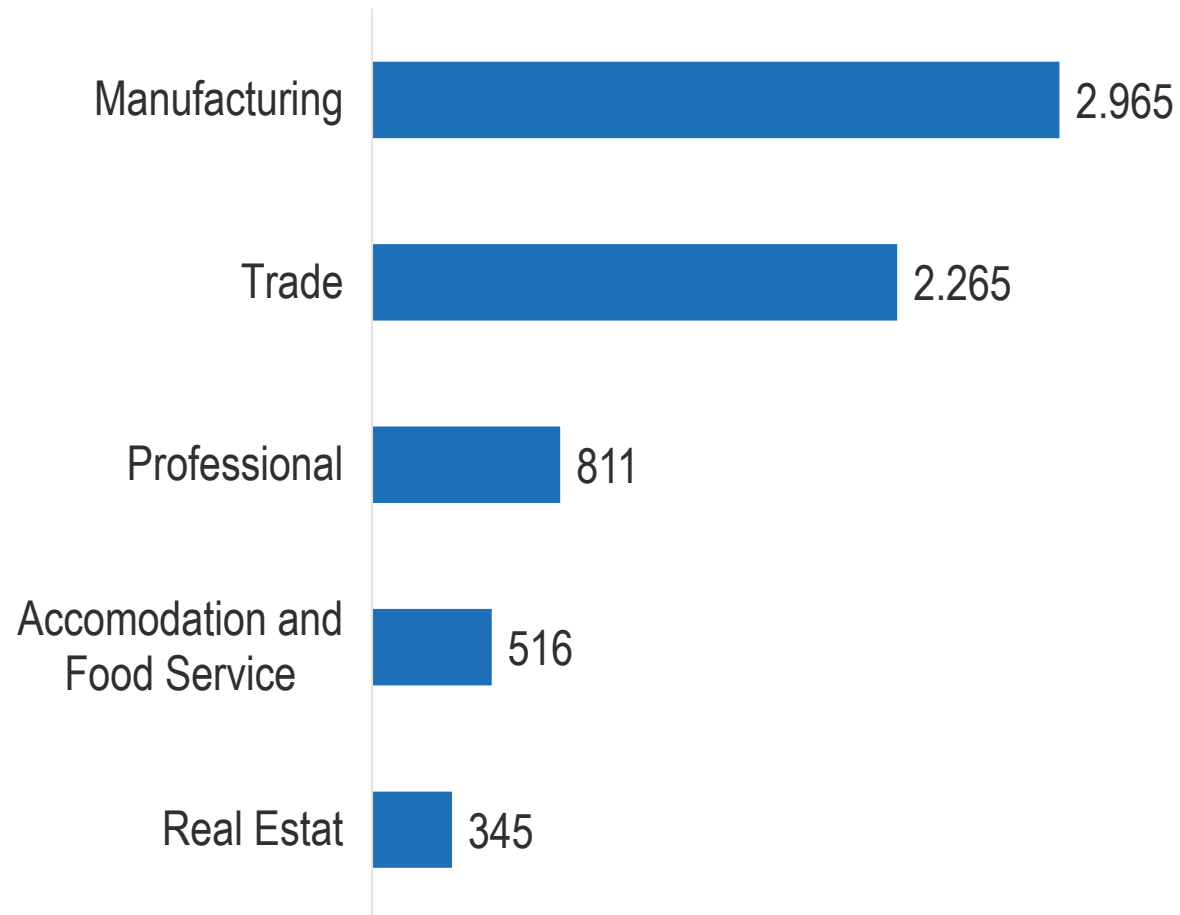
- 4 >> **Number of enterprises identified as inward foreign affiliates:** 8.790 enterprises
- 5 >> **Number of inward foreign affiliates for which the FATS key variables can be identified:** 150 enterprises





# Inward FATS Data Compilation 2020 - 2

Number of Foreign Affiliates  
by Selected Industry, 2019





# Inward FATS Data Compilation 2020 - 3

Number of enterprises  
identified as Foreign  
Affiliates

**8.790**

**Only 105**  
enterprises for  
which the FATS  
variables can  
be identified

Year	2019
Output (billion rupiahs)	1 019 174
Value Added (billion rupiahs)	197 454
Number of Employees	506 328
Number of Enterprises	105





# Other Findings on Key Variables

Year Activity	Sales/Turnover/Output	Employment	Value Added	Export-Import Goods Services	Number of Enterprises
2013	✓	✓	✓	✓	✓
2015	-	✓	-	-	✓
2018	-	-	-	-	✓
2019	✓	✓	✓	✓	✓
2020	Banks and Public Enterprises Only	Banks and Public Enterprises Only	Banks and Public Enterprises Only	-	✓

● ● ● ● ● Other variables collected (2013, 2019, 2020): assets, liabilities, equities, and employee compensation



# Issues and Challenges



Inward FATS cannot be fully described due to limited data coverage of foreign affiliates.



Inward FATS compilation through compilation of secondary data takes precedence over special surveys because of the relatively low response rates and some incomplete and inconsistent questionnaire achievements.



BPS will improve strategic relationships with ministries/agencies in optimizing available secondary data.



BPS will be optimizing the enterprise/establishment survey conducted by internal subject matter such as Manufacturing Survey, Business Characteristic Survey, and Hotel Survey.



# *Thank You*

[www.bps.go.id](http://www.bps.go.id)